



STENHØJ DK

OPTIMO

QUALITY EQUIPMENT FOR WHEEL ALIGNMENT



**SPECIAL
OFFER!!**

5%
EXTRA DISCOUNT
on all purchases
over 1.000 Euro

**AVAILABLE
ONLY IN 2020**

Optimo is known worldwide as a manufacturer of alignment equipment of the highest possible quality. Optimo turn tables are manufactured for all types of alignment equipment, such as optical, electronic conventional or 3D alignment systems.

OPTIMO

www.stenhøj.dk/optimo/english



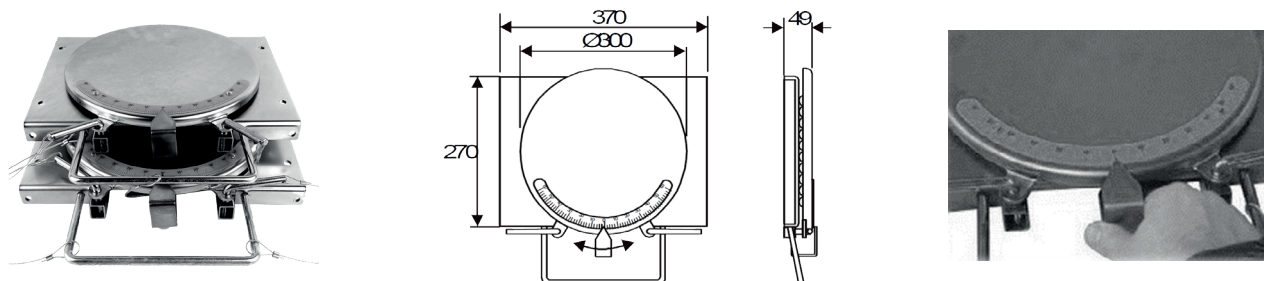
STENHØJ DK

THE FRONT TURN TABLE

Ordering no. OF100104

Turn tables for traditional alignment equipment can be used on all alignment bays.

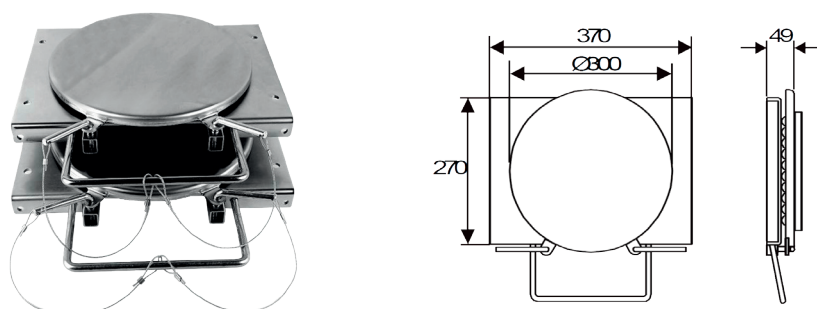
Our front turn table is equipped with a 60° - 60° turning scale and an adjustable pointer for zero setting. The pointer can be moved freely to the correct position by hand. This feature enables an accurate measurement of the turning angles.



THE REAR TURN TABLE

Ordering no. OF100124 (unlocked) 100124L (locked)

Our conventional turn table has no scale or pointer. This table can be used for both front and rear. We can supply the rear tables locked in longitude direction, or unlocked for free movement.

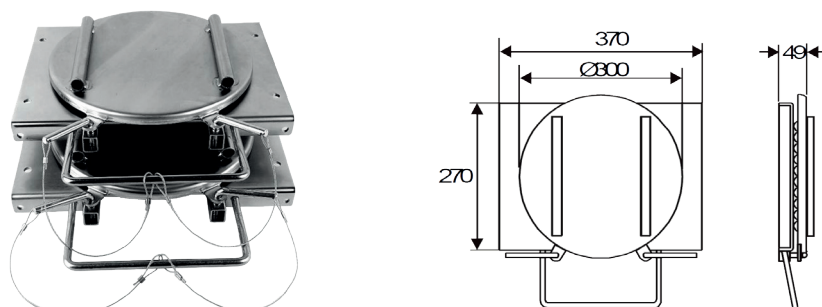


THE REAR TURN TABLE WITH SAFETY STOP

Ordering no. OF100114 (unlocked) 100114L (locked)

Our rear turn table with run-off safety stop is equipped with safety anti-rolling bars, to avoid the vehicle of rolling off the turn tables. This feature enables an accurate measurement of the turning angles.

We can supply the rear tables locked in a longitude direction, or unlocked for free movement.



DRIVE ON TURN TABLES AND RAMPS

Compatible with 100104, 100124, and 100124L.

Drive on turn tables can be used together with optical or electronic alignment equipment.

We supply traditional turn tables with drive on ramps, or a longer rear plate with drive on ramps. Aligning a vehicle with drive on turn tables is fast and ensures the correct ride height of the vehicle, and the suspension in driving condition.

When storing the turn tables with the ramps mounted, the ramp can be folded below the turn table for less space consumption.

The drive on turn tables can be used for non-compensation wheel adapters, such as BMW, Mercedes and Porsche.

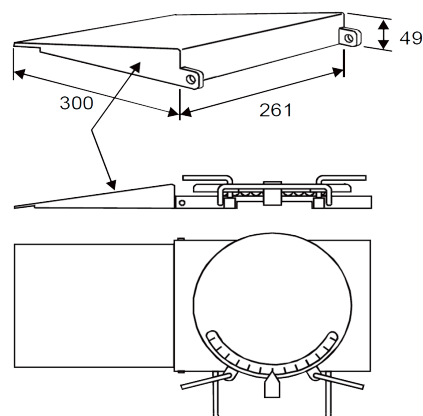



DRIVE ON TURN TABLES AND RAMPS FRONT/REAR

Ordering no. OF111025 - compatible with 100104, 100124, 100124L


We manufacture ramps for upgrading your existing turn tables.

These ramps are easily attached to all our turn tables.
The drive-on ramps are supplied in pairs.



TRADITIONAL TURN TABLE WITH DRIVE ON RAMPS

Adding drive on ramps for the traditional turn tables can be used for 3D aligners. Ask us for prices and possibilities.



THE FRONT DRIVE ON TURNING PLATE

Ordering no. OF100701



MAKES DRIVE-ON EASY

Mounting the tables is an easy task.

The tables can be placed onto the runways of any runway lift.

With a profile of only 40mm, it's easy to drive a vehicle onto the tables. During drive-on, the plates can be locked to ensure safety.

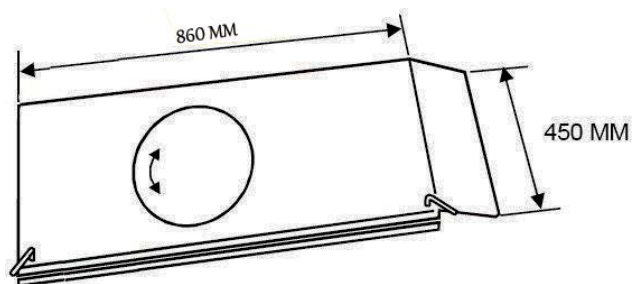
Rolling forth and/or back compensation

Rolling forth and/or back for compensation purpose is no problem. The plates can be locked, which gives no spindle rotation caused by loose turning plates. The space on the table of 350 mm, in front and behind the turning plate, in the front, allows rolling back and/or forth of the vehicle on an even surface.

Caster/SAI/Total turns

The turning of the front wheels activates both the plate, as well as the turning plate inside the table. This ensures that there is no resistance during turning. This ensures accurate measurement of Caster and SAI, Total Turn and Toe-out-on-turns.

The square plate itself can move +/-40 mm in all directions.



The plate has a maximum load of 1250 kg (axle load of 2500 kg). The plate can move 40 mm in all directions. The height is 40 mm. The turn table can rotate 360°. The plates are supplied in pairs.




TURNING PLATES FOR 3D ALIGNMENT

We proudly present our unique, state-of-the-art solution.

Perform a 3D alignment even faster and more accurate with our drive-on turning plates with ramps, locking device and our unique built-in turn rotating table in the front. The perfect solution for 3D wheel alignment on alignment racks with flat runways (scissors or 4-post).

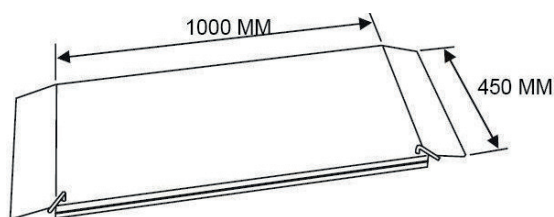
The front plates have a unique feature which enables both parts of the turn table to rotate in conjunction with each other. The space behind the round turn table is used for rolling back compensation. The rear plate is designed with two ramps which enables drive through. Heavy duty locking pins lock/unlock the plates.



THE REAR DRIVE ON TURNING PLATE

Ordering no. OF100702

A single rear plate with two drive on ramps enables drive through. They can be used for alignment bays with any type of personal vehicle. The plate has a maximum load of 1250 kg (axle load of 2500 kg), and has a weight of 40 kg each. The plate can move 2 mm back & forth and 40 mm on both sides. The plate can also rotate 60° in and out. The plates are supplied in pairs.



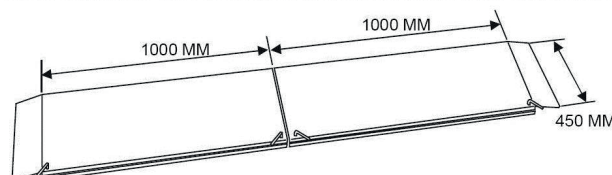
LONG DOUBLE PLATES

Ordering no. OF100703

The rear plate can also be supplied as a double plate. This enables alignment of both short and long vehicles without having to reposition the rear plates.




The plate has a maximum load of 1250 kg (axle load of 2500 kg), and has a weight of 80 kg each (2x40 kg for each side).

The plate can move 2 mm back & forth and 40 mm to each side. The height is 40 mm. The plate can rotate 60° in and out. The plates are supplied in pairs, each two plates.



BLOCKING BARS AND SPARE PARTS

To prevent the turn tables from sliding forwards or backwards under drive on, blocking bars can be supplied, to fixate the turn tables to the lift. A kit contains 8 pcs. We also offer a full range of spare parts for all our products.

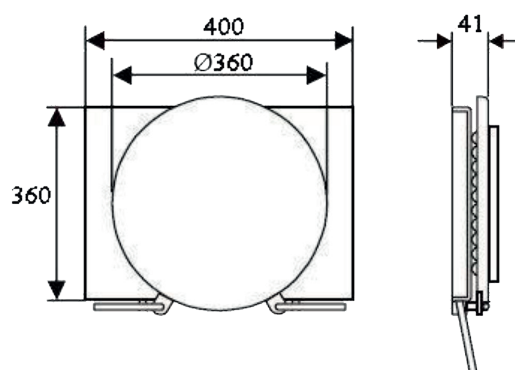


TURN TABLES FOR HEAVY DUTY VEHICLES

Ordering no. OFHGV6000

Our newly designed and tested aluminium turn tables for Heavy Duty Vehicles are very easy running, very low profile and have a maximum load of up to 10T on steering axles.

The low profile makes it possible to drive directly onto the turntable without lifting the wheels, this enables non-run-out adapters to measure directly and accurately. Also available with paddles & 10mm height adjustment plates.



PERSONALIZE YOUR EQUIPMENT

Custom powder coating

Stenhøj DK offers Optimo products in optional RAL colors, so your new equipment matches the rest of the workshop.

The premium quality, danish crafts, unique optional coloring and short delivery times makes Optimo one of the preferred suppliers for alignment equipment all over the world.

Minimum order 10 sets Turn Tables. 5 sets Slide Plates.

								
RAL 1000	RAL 1027	RAL 3012	RAL 5004	RAL 6004	RAL 6026	RAL 7021	RAL 8007	RAL 9018
								
RAL 1001	RAL 1028	RAL 3013	RAL 5005	RAL 6005	RAL 6027	RAL 7022	RAL 8008	RAL 1023
								
RAL 1002	RAL 1032	RAL 3014	RAL 5007	RAL 6006	RAL 6028	RAL 7023	RAL 8011	RAL 2009
								
RAL 1003	RAL 2000	RAL 3015	RAL 5008	RAL 6007	RAL 6029	RAL 7024	RAL 8012	RAL 3020
								
RAL 1004	RAL 2001	RAL 3016	RAL 5009	RAL 6008	RAL 6032	RAL 7026	RAL 8014	RAL 4006
								
RAL 1005	RAL 2002	RAL 3017	RAL 5010	RAL 6009	RAL 7000	RAL 7030	RAL 8015	RAL 5017
								
RAL 1006	RAL 2003	RAL 3018	RAL 5011	RAL 6010	RAL 7001	RAL 7031	RAL 8016	RAL 6024
								
RAL 1007	RAL 2004	RAL 3022	RAL 5012	RAL 6011	RAL 7002	RAL 7032	RAL 8017	RAL 7042
								
RAL 1011	RAL 2008	RAL 3027	RAL 5013	RAL 6012	RAL 7003	RAL 7033	RAL 8019	RAL 7043
								
RAL 1012	RAL 2010	RAL 4001	RAL 5014	RAL 6013	RAL 7004	RAL 7034	RAL 8022	RAL 9016
								
RAL 1013	RAL 2011	RAL 4002	RAL 5015	RAL 6014	RAL 7005	RAL 7035	RAL 8023	RAL 9017
								
RAL 1014	RAL 3000	RAL 4003	RAL 5018	RAL 6015	RAL 7006	RAL 7036	RAL 8024	
								
RAL 1015	RAL 3001	RAL 4004	RAL 5019	RAL 6016	RAL 7008	RAL 7037	RAL 8025	
								
RAL 1016	RAL 3002	RAL 4005	RAL 5020	RAL 6017	RAL 7009	RAL 7038	RAL 9001	
								
RAL 1017	RAL 3003	RAL 4007	RAL 5021	RAL 6018	RAL 7010	RAL 7039	RAL 9002	
								
RAL 1018	RAL 3004	RAL 4008	RAL 5022	RAL 6019	RAL 7011	RAL 8000	RAL 9003	
								
RAL 1019	RAL 3005	RAL 5000	RAL 6000	RAL 6020	RAL 7012	RAL 8001	RAL 9004	
								
RAL 1020	RAL 3007	RAL 5001	RAL 6001	RAL 6021	RAL 7013	RAL 8002	RAL 9005	
								
RAL 1021	RAL 3009	RAL 5002	RAL 6002	RAL 6022	RAL 7015	RAL 8003	RAL 9010	
								
RAL 1024	RAL 3011	RAL 5003	RAL 6003	RAL 6025	RAL 7016	RAL 8004	RAL 9011	

RAL

OPTIMO

QUALITY & DEDICATION FOR DECADES

Our products are globally renown for their durability, accuracy, strength and craftsmanship. Our state of the art products cater for all your requirements in the wheel alignment process.

Our products have been tried, tested and developed over the past 40 years and have proven themselves to stand the test of time.

99% of all components is manufactured in Denmark. Assembling and quality control also takes place in Denmark, so you can be certain that your Optimo products are of the highest possible quality and finish.

MAINTENANCE

Our products are designed and manufactured to resist water, snow, road salt, and grease. They are maintenance free if properly taken care of.

We recommend that our products are cleaned daily, not only will this extend the life of your equipment, but will also ensure its accuracy.

All of our products are totally covered by our spare parts service.

CONTACT

STENHØJ DK

Barrit Langgade 190
7150 Barrit

Tel.: +45 76 82 12 22

Mail: salgdk@stenhoj.dk
www.stenhoj.dk/optimo

Simon Clayton

Product specialist
Tel.: + 45 24 96 62 38
Mail: scl@stenhoj.dk



Further information visit
www.stenhoj.dk



Follow us!
facebook og LinkedIn



STENHØJ DK